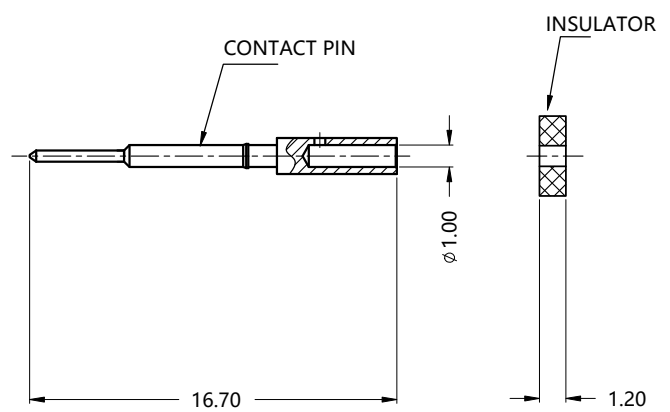
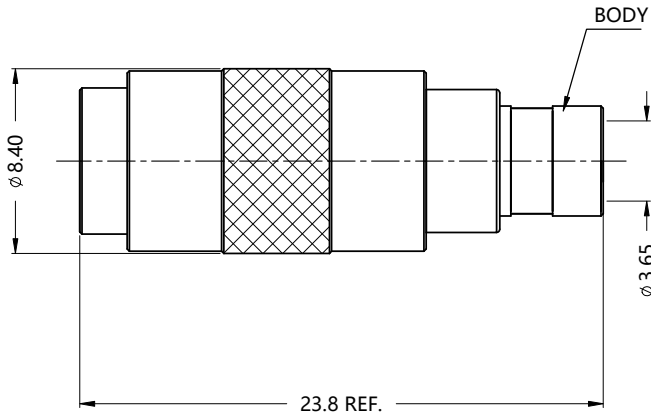
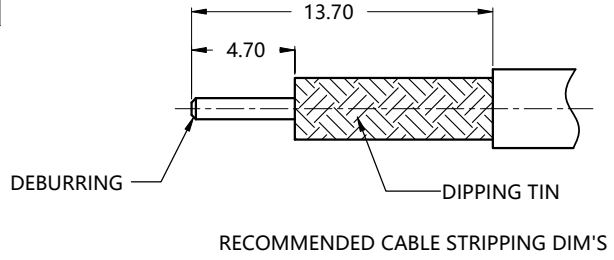
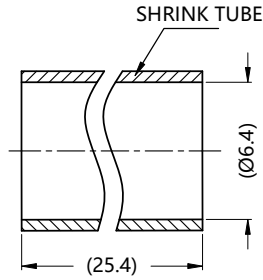


| REV. | DESCRIPTION | ECN NO. | NAME | DATE |
|------|----------------------------|---------|------|------------|
| 0 | MODIFY PACKING MATERIAT NO | N/A | HYH | 2017-07-06 |
| 1 | NEW FRAME | N/A | JING | 2020-05-19 |
| 2 | ADD SHRINK TUBE | N/A | Liu | 2021-05-17 |



ALL PARTS MUST MEET TO RoHS REQUIREMENTS

REMARKS:
1. ADDS SIZE: 14.10mm
2. CONTACT PIN TO SOLDER



| MATERIALS AND PLATING | | UNIT: MICRO-INCHES |
|-----------------------|--------------------|-------------------------------|
| PART NAME | MATERIALS | PLATING |
| BODY | NON-MAGNETIC BRASS | ALBALOY 120u"/Cu 120u"/COPPER |
| INSULATOR | PTFE ASTM-D-1710 | N/A |
| CONTACT PIN | NON MAGNETIC BRASS | SILVER 200 u"/COPPER |
| OUT CONTACT | NON-MAGNETIC BE-CU | ALBALOY 80"/COPPER |
| SHELL | BRASS C3604 | ALBALOY 80"/COPPER |
| RING | BRASS C3602 | ALBALOY 80"/COPPER |

| ELECTRICAL CHARACTERISTICS | |
|---------------------------------|--|
| IMPEDANCE | 50 Ω |
| VOLTAGE RATING | 335 V(rms) |
| FREQUENCY RANGE | 0 ~ 6 GHz |
| DIELECTRIC WITHSTANDING VOLTAGE | >1000 V |
| CONTACT RESISTANCE | CENTER CONTACT <3.0 mΩ |
| | OUTER CONTACT <2.5 mΩ |
| INSULATION RESISTANCE | >5000 MΩ |
| INSERTION LOSS | ACCORDING AS THE CABLE |
| RF-LEAKAGE | N/A |
| VSWR | <1.30 @0 - 3 GHz |
| 3RD INTERMODULATION | <-150dbc@900MHz&1800MHz 2x43dbm (STATIC TESTING) |

| MECHANICAL CHARACTERISTICS | |
|--------------------------------|-------------|
| FORCE TO ENGAGE | <25 N |
| FORCE TO DISENGAGE | 3-25 N |
| CENTER CONTACT RETENTION FORCE | N/A |
| INTERFACE RETENTION FORCE | > 60 N |
| DURABILITY | >100 cycles |

| ENVIRONMENTAL PARAMETER | |
|-------------------------|----------------|
| TEMPERATURE RANGE | -40 °C~+125 °C |

* CUSTOMER OUTLINE DRAWING

UNLESS OTHERWISE SPECIFIED:
1) EDGES : C0.15 MAX ;
2) REMOVE ALL BURRS ;
3) SURFACE ROUGHNESS : Ra1.6 ;
4) UNITS : mm ;
5) DIMENSIONS TOLERANCES
DECIMALS : .x ±0.2 .xx ±0.1 .xxx±0.05;
ANGLES : ± 3°.

| | |
|------------------------|-------------------|
| THIRD ANGLE PROJECTION | |
| APPROVED : | CUSTOMER P/N : |
| CHECKED : | SCALE : 3: 1 |
| DRAWING : | DATE : 2021-05-17 |
| PAGE : 1/1 | |

TITLE : 1.0/2.3 MALE SOLDER S/T FOR TFT-402 CABLE,50Ω

DRAWING NO. : 5A1M15S-S02-003

COMPANY WEBSITE : www.slkcorp.com

CUSTOMER OUTLINE DRAWING