
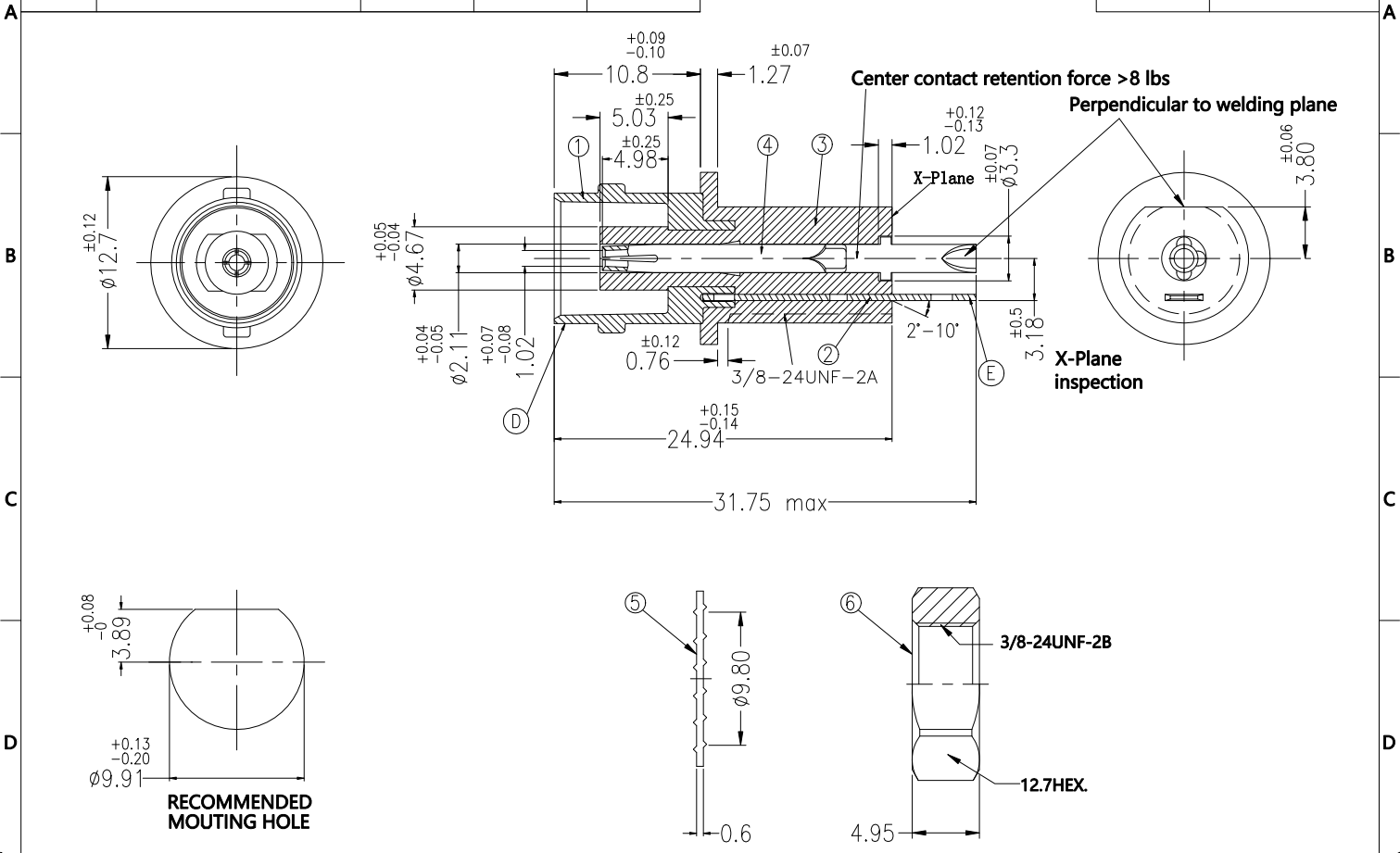


REV.	DESCRIPTION	ECN NO.	NAME	DATE	 ALL PARTS MUST MEET TO RoHS REQUIREMENTS
0	FIRST ISSUE	N/A	YJY	2020-08-11	
1	UPDATE DRAWING	N/A	PY	2021-01-19	



MATERIALS AND PLATING		UNIT: MICRO-INCHES
PART NAME	MATERIALS	PLATING
BODY	ZINC ALLOY	NICKEL 150u*/COPPER
INSULATOR	ABS NATURAL	N/A
CONTACT PIN	PHOSPHOR BRONZE	GOLD 3u* MIN/NICKEL
SHRAPNEL	BRASS	NICKEL 100u*/COPPER

ELECTRICAL CHARACTERISTICS	
IMPEDANCE	50 Ω
VOLTAGE RATING	335 V(rms)
FREQUENCY RANGE	0 ~ 4 GHz
DIELECTRIC WITHSTANDING VOLTAGE	> 1000 V
CONTACT RESISTANCE	CENTER CONTACT
	OUTER CONTACT
INSULATION RESISTANCE	> 5000 MΩ
INSERTION LOSS	< 0.1 x √F(GHz) dB
RF-LEAKAGE	N/A
VSWR	< 1.30
3RD INTERMODULATION	N/A

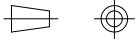
MECHANICAL CHARACTERISTICS	
FORCE TO ENGAGE AND DISENGAGE	N/A
CENTER CONTACT RETENTION FORCE	> 6 lbs
RECOMMENDED COUPLING TORQUE	N/A
COUPLING NUT RETENTION FORCE	N/A
DURABILITY	> 500 cycles

ENVIRONMENTAL PARAMETER	
TEMPERATURE RANGE	-55 °C ~ +125 °C

CUSTOMER OUTLINE DRAWING

CUSTOMER OUTLINE DRAWING

UNLESS OTHERWISE SPECIFIED:
 1) EDGES : C0.15 MAX ;
 2) REMOVE ALL BURRS ;
 3) SURFACE ROUGHNESS : Ra1.6 ;
 4) UNITS : mm ;
 5) DIMENSIONS TOLERANCES
 DECIMALS : .x ±0.3 .xx ±0.2 .xxx ±0.1;
 ANGLES : ± 5°.

THIRD ANGLE PROJECTION		
APPROVED :	CUSTOMER P/N :	
CHECKED :	SCALE :	
DRAWING :	DATE :	
	PAGE : 1/1	



TITLE : BNC FEMALE S/T SOLDER FOR BULKHEAD-REAR MOUNT 50 OHM

DRAWING NO. : 5BNF21S-P11-006

COMPANY WEBSITE : www.slkcorp.com