

SPB-780

High Performance Microwave Coax Cable

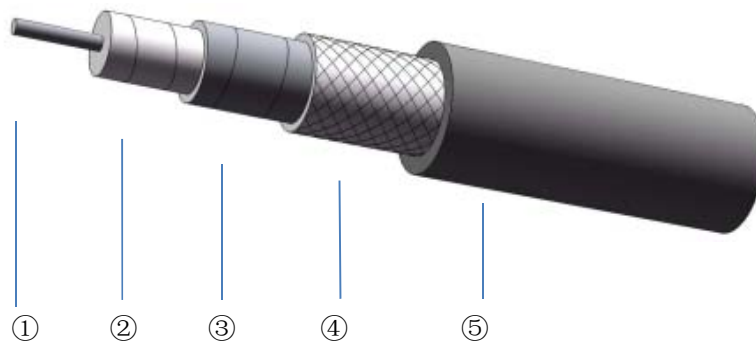
Product Description

Superlink SPB series coaxial cable is constructed with low density PTFE dielectric and silver plated copper foil and has very low loss. It keeps a high phase stability and amplitude stability while bending. Performance hardly vary in broad frequency range. It can be applied to most of harsh conditions which require strict standard like military radar, electronic warfare and airborne equipment.

Feature & Benefit

- 83%Vp PTFE Tape+SPC Foil
- Ultra Low Loss,Excellent Temp Phase Stable
- Equivalent to UFB311A
- Replace to CNX3450,HF290

Product Structure

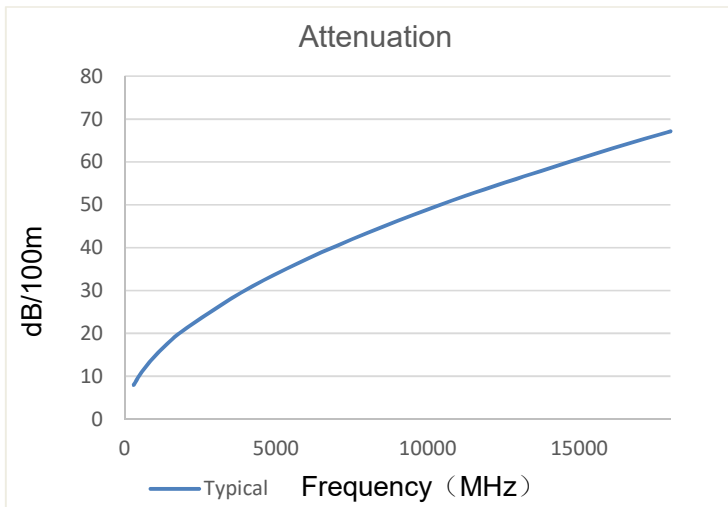


	①Center Conductor	②Dielectric	③Outer Conductor	④Outer shield	⑤Jacket
Material	SPC	LD PTFE	SPC	SPC	FEP
Size (mm)	2.30±0.03	6.25±0.10	6.60±0.10	7.15±0.12	7.80±0.15

Specifications

Impedance	50Ω
Operation Frequency	18GHz
Velocity of Propagation	83%
Shielding Effectiveness	90dB
Voltage Withstand	3600V,DC
Time Delay	4.09ns/m
Phase Stability(Bending)	±5° 18GHz
Phase Stability(Tem)	600PPM (-55~85℃)
Amplitude Stability	±0.1dB 18GHz
Bend Radius:repeated	80mm
Bend Radius:installation	35mm
Weight	130g/m
Temp, Operating&Installation	-55~165℃
Temp, Storage	-65~165℃

Attenuation (Typical@25°C VSWR=1.0)



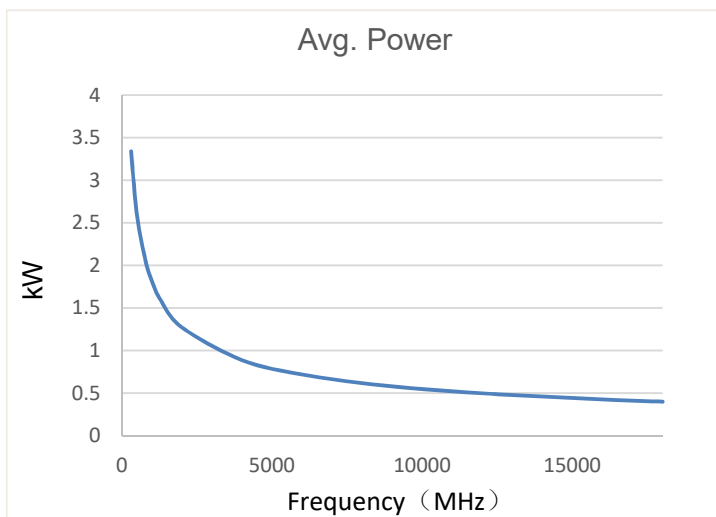
Frequency(MHz)	Attenuation (dB/100m)
300	8.0
500	10.4
800	13.2
1000	14.8
1300	16.9
2000	21.1
4000	30.2
6000	37.3
8000	43.4
10000	48.9
12000	53.9
16000	63.0
18000	67.1

$$K1= 0.456380$$

$$K2= 0.000328$$

$$\text{Attenuation}=K1*\sqrt{F}+K2*F$$

Power (40°C VSWR=1.0 Sea Level)



Frequency(MHz)	Avg.Power (kW)
300	3.341
500	2.579
800	2.030
1000	1.812
1300	1.584
2000	1.269
4000	0.886
6000	0.716
8000	0.615
10000	0.547
12000	0.496
16000	0.425
18000	0.398

Ver A-1