
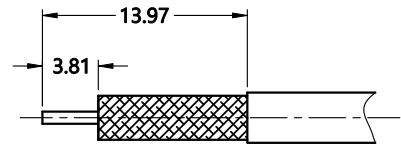


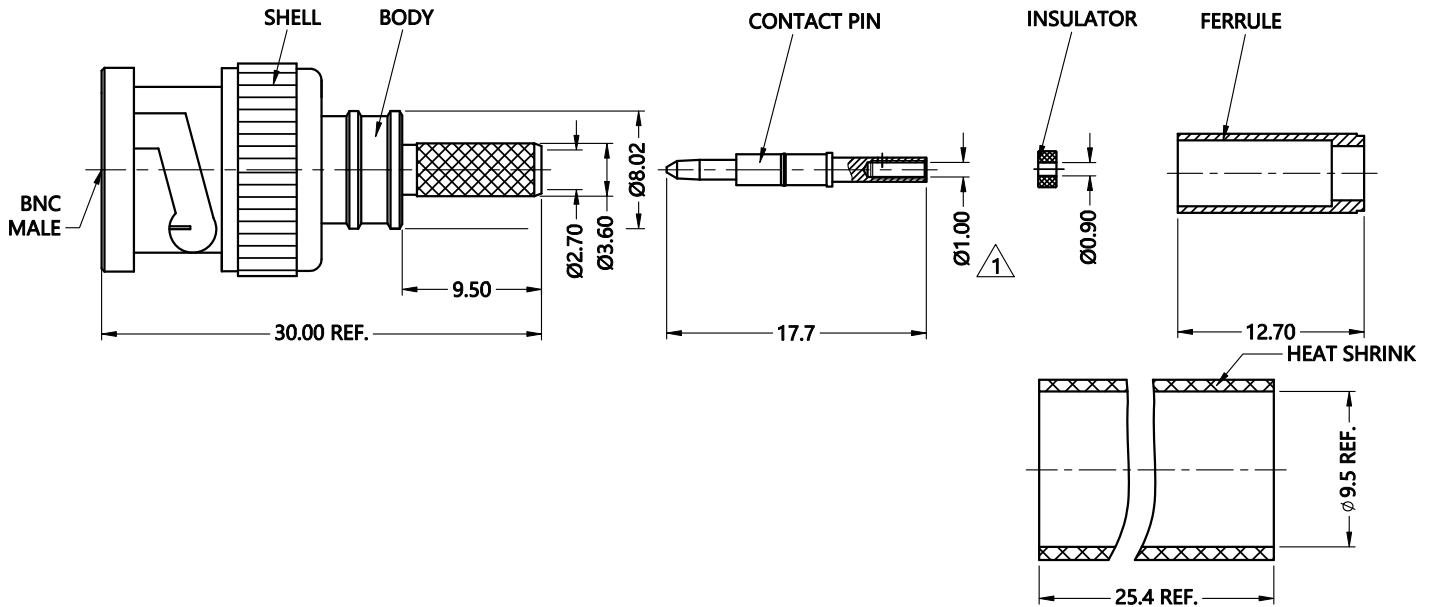
REV.	DESCRIPTION	ECN NO.	NAME	DATE	 ALL PARTS MUST MEET TO RoHS REQUIREMENTS
0	FIRST EDITION	N/A	HRWEI	2022-05-07	
1	UPDATE THE SIZE	N/A	HRWEI	2022-07-22	

REMARK:

- 1.FERRULE TO CRIMPED THE HEX SIZE .178"
- 2.THE CONTACT PIN TO SOLDER
- 3.ADDS SIZE: 16.6mm



RECOMMENDED CABLE STRIPPING DIM'S



MATERIALS AND PLATING		UNIT: MICRO-INCHES
PART NAME	MATERIALS	PLATING
BODY	BRASS C3604	ALBALOY 100 u"/COPPER
INSULATOR	PTFE ASTM-D-1710	N/A
CONTACT PIN	BRASS C3604	GOLD 50 u" /NICKEL/COPPER
GASKET	SILICONE	N/A
FERRULE	BRASS	ALBALOY 100 u"/COPPER
SHELL	BRASS C3604	ALBALOY 100 u"/COPPER

ELECTRICAL CHARACTERISTICS	
IMPEDANCE	50 Ω
VOLTAGE RATING	500 V(rms)
FREQUENCY RANGE	DC ~ 6 GHz
DIELECTRIC WITHSTANDING VOLTAGE	>1500 V
CONTACT RESISTANCE	CENTER CONTACT <1.5 mΩ
	OUTER CONTACT <0.2 mΩ
INSULATION RESISTANCE	>5000 MΩ
INSERTION LOSS	N/A
RF-LEAKAGE	N/A
VSWR	<1.30
3RD INTERMODULATION	N/A

MECHANICAL CHARACTERISTICS	
FORCE TO ENGAGE AND DISENGAGE	N/A
CENTER CONTACT RETENTION FORCE	N/A
RECOMMENDED COUPLING TORQUE	N/A
COUPLING NUT RETENTION FORCE	>60 lbs
DURABILITY	>500 cycles

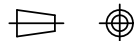
ENVIRONMENTAL PARAMETER	
TEMPERATURE RANGE	-65 °C ~ +165 °C

*** CUSTOMER OUTLINE DRAWING**

UNLESS OTHERWISE SPECIFIED:

- 1) EDGES : C0.15 MAX ;
- 2) REMOVE ALL BURRS ;
- 3) SURFACE ROUGHNESS : Ra1.6 ;
- 4) UNITS : mm ;
- 5) DIMENSIONS TOLERANCES
 DECIMALS : .x ±0.3 .xx ±0.2 .xxx±0.1;
 ANGLES : ± 5°.

THIRD ANGLE PROJECTION



APPROVED :

CUSTOMER P/N :

CHECKED :

SCALE :

2: 1

DRAWING :

DATE : 2022-07-22

PAGE : 1/1



TITLE : BNC MALE S/T CRIMP CONNECTOR FOR TCA432101 CABLE,50Ω

DRAWING NO. :

5BNM11S-A698

COMPANY WEBSITE : www.slkcorp.com

CUSTOMER OUTLINE DRAWING