
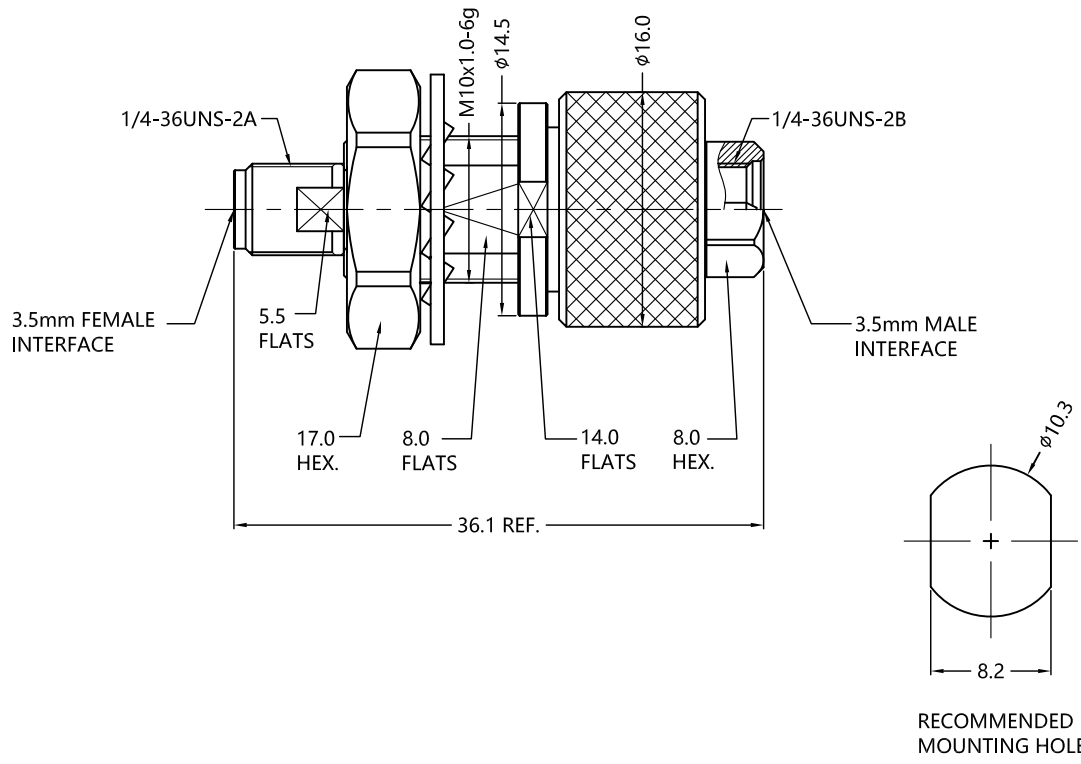


REV.	DESCRIPTION	ECN NO.	NAME	DATE
1	NEW FRAME	N/A	GUO	2020-07-25



ALL PARTS MUST MEET TO RoHS REQUIREMENTS



MATERIALS AND PLATING		UNIT: MICRO-INCHES
PART NAME	MATERIALS	PLATING
BODY/SHELL	STAINLESS STEEL	PASSIVATION
INSULATOR	PEI	N/A
CONTACT PIN	BE-CU C17300	GOLD PL.50 u"/COPPER

ELECTRICAL CHARACTERISTICS	
IMPEDANCE	50 Ω
VOLTAGE RATING	335 V(rms)
FREQUENCY RANGE	DC ~ 26.5 GHz
DIELECTRIC WITHSTANDING VOLTAGE	>500 V
CONTACT RESISTANCE	CENTER CONTACT
	OUTER CONTACT
INSULATION RESISTANCE	>5000 MΩ
INSERTION LOSS	<0.05x√F(GHz) dB
RETURN LOSS	>25 dB
3RD INTERMODULATION	N/A

MECHANICAL CHARACTERISTICS	
FORCE TO ENGAGE AND DISENGAGE	<5.6 N
CENTER CONTACT RETENTION FORCE	>6 lbs
RECOMMENDED COUPLING TORQUE	11.5~15 in-lbs
COUPLING NUT RETENTION FORCE	>60 lbs
DURABILITY	>500 cycles

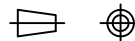
ENVIRONMENTAL PARAMETER	
TEMPERATURE RANGE	-40 °C~+125 °C

**\* CUSTOMER OUTLINE DRAWING**

UNLESS OTHERWISE SPECIFIED:

- 1) EDGES : C0.15 MAX ;
- 2) REMOVE ALL BURRS ;
- 3) SURFACE ROUGHNESS : Ra1.6 ;
- 4) UNITS : mm ;
- 5) DIMENSIONS TOLERANCES  
 DECIMALS : .x ±0.3 .xx ±0.2 .xxx±0.1;  
 ANGLES : ± 5°.

THIRD ANGLE PROJECTION



APPROVED :	CUSTOMER P/N :
CHECKED :	SCALE :
DRAWING :	DATE :
GUO	2020-07-25
	PAGE : 1/1

CUSTOMER P/N :	-
SCALE :	2:1
DATE :	2020-07-25
PAGE :	1/1



TITLE :	3.5mm FEMALE TO 3.5mm MALE BULKHEAD S/T ADAPTOR,50Ω
DRAWING NO. :	5P3F06S-P3M-004
COMPANY WEBSITE :	www.slkcorp.com

CUSTOMER OUTLINE DRAWING